





HARBOUR VIEW PLAZA


MODERN OFFICE COMPLEX

 Open entry foyer space to the building into an open and spacious lobby

 Full length externally glazed curtain wall window frames, all round that allows for spectacular view

 Centrally located passenger lift access to the building with aided passenger stair well

 Ample parking space can cater for 75 plus vehicles with sufficient vehicular circulation path

 Position is excellent with great public exposure, central location to other business houses, main road links, bus stops



COMPLETION - 2012

PROJECT BREIF

Completion Date:	January 2012
Address:	Allotment 2 Section 44, Harbour City
Floor Area:	650 square meters per floor
Parking Lots:	75 plus vehicles
Rate:	K1,500 to K1,700 / m ² / annum



For more information contact the Century 21 Siule Sales Team on 321 2121 or Email: c21@siule.com.pg